
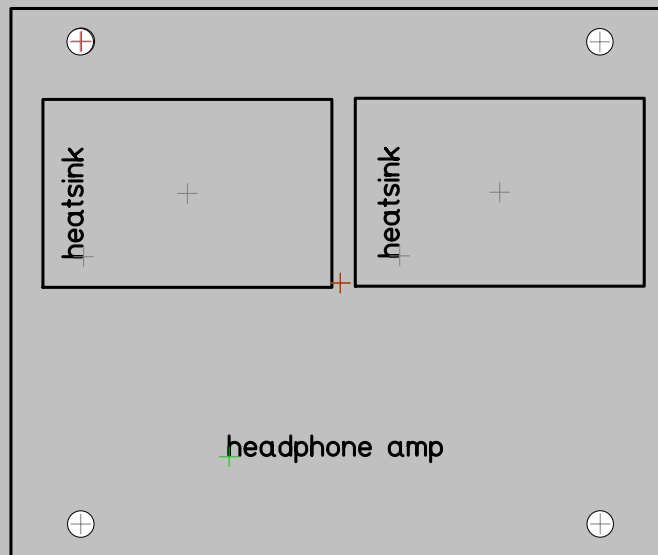

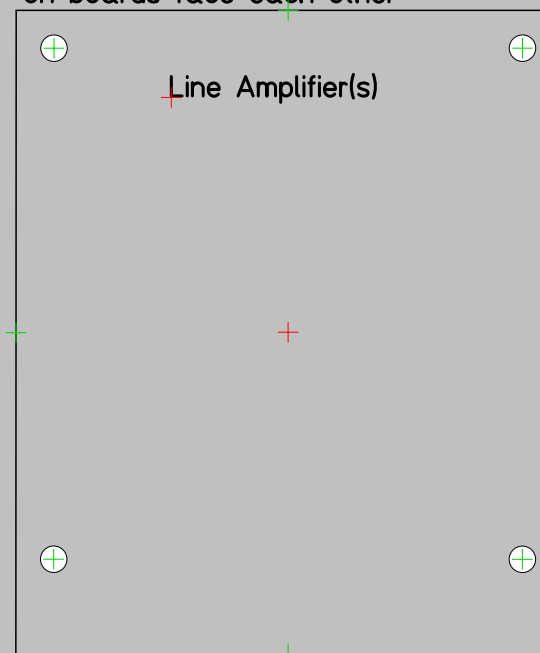


Rear of base board towards input connector side



Note orientation - short PCB overhang on boards face each other



X-Altra Mini II Base Board

In this view, the PCB's are located on the other side

The base board measures 324mm x 210 mm
3mm thick aluminium

**THIS SPACE IS NEEDED FOR THE ALPS
MOTORIZED POTENTIOMETER IS YOU
ARE BUILDING A REMOTE CONTROL
VERSION**

Input select swith side

Front side towards front plate

Level Control side